

Scalefour Southeast 2023

When

Saturday 21st October: 10:00–17:00
 Sunday 22nd October: 10:00–17:00

Where

Uckfield Civic Centre, Civic Approach, Uckfield, East Sussex
 TN22 1AE

Entrance

Adult: £9.00
 Children under 16: Free*
 Exhibition Guide with all track plans £1.00
 Admission on the door only - cash or card.

*Note: Up to two children (aged 5 to 15 inclusive) will be admitted free if accompanied by a paying adult. Unaccompanied & additional children £4.00 (under 5's free)

See

www.scalefour.org/scalefoursoutheast
www.uckfieldmrc.co.uk



This is the first **Scalefour Southeast** and we hope that it will be well received, not just by the Society membership but by all those that make their annual trip to the **Uckfield Exhibition** each October. The show has been held in the Uckfield Civic Centre since 1992 and is known for its high quality, supported by a diverse selection of traders, who will hopefully will be able to provide all those bits and pieces for a current or future project; and a range of useful and informative demonstrations.

Iain Rice Extravaganza

Following on from Iain's untimely passing last year, and thanks to the generosity of both his and his old friend the late Don Leeper's families, a number of Iain's models have passed into the care of a small group of his friends. Included in these are *Cade's Green*, *Butley Mills*, *Longwood Edge*, *Trerice* and *Hepton Wharf*. There is also Iain's North Cornwall stock, built for his layout *Tregarrick*.

These are all being brought together as part of **Scalefour Southeast** and the wider show, for possibly the only time, to celebrate Iain's significant contribution to the hobby. Please enjoy!

38th Uckfield Model Railway Exhibition

The organiser of the show, the Uckfield Model Railway Club, was formed in 1973 and has its dedicated clubrooms in the centre of the town, about 10 minutes' walk from the Civic Centre. It is the home of the Wealden Area Group of the Scalefour Society. This will be the 38th Uckfield exhibition, the 28th to be held in the Civic Centre.

Venue

Uckfield Civic Centre, a modern building in the centre of the town, has the exhibition spread over two floors with stair and lift access between them. The venue is disabled friendly and accessible from the main "Luxford Field" car park via ramps. A limited number of periscopes will be available to hire for a modest £5 returnable deposit.

Refreshments

An on-site licensed restaurant "Luxfords", with waitress service, serves tea, coffee, homemade cakes, light lunches and breakfasts. During the busy lunch time periods seating is reserved to those ordering food. Alternative arrangements include the High Street and the Tesco Superstore.

Around Uckfield

Uckfield is situated on the southern edge of the Weald and features a busy High Street, with many independent shops and eateries. The Bluebell Railway is only 7 miles away at Sheffield Park and visitors might well like to combine their trip to the exhibition with a visit to the Railway.



Car travel and parking

The venue will be signposted from the town's bypass. Parking in the Uckfield Town Centre council car parks is free, with the largest, "Luxford Field", adjacent to the Civic Centre and the High Street.

On the Saturday the bays in the lower (south) end of the car park have a 3 hour limit but this does not apply on the Sunday. By its very location this car park can get very busy on a Saturday.

An alternative is to use the Train Station car park (TN22 5DL) which is about 5 minutes walk away from the venue and is £3 to park all day.

If combining your visit with some grocery shopping, both Tesco and Waitrose have car parks near the venue.

Scalefour Southeast by public transport

Uckfield Train station is about 5 minutes walk away from the venue and is served by hourly Southern services. Saturday services run direct from London Bridge via East Croydon and Oxted. Sunday Services start from Victoria via East Croydon with a change at Oxted.

When exiting the Station turn right, past the original LB&SCR signal box, and up the High Street. Keeping to the right hand pavement, walk up past the road junction traffic lights, then cross the High Street. Continue up the hill on the left hand pavement until you can turn left into Civic Approach (entrance to the car park). After 50 yards you will see the Civic Centre on your left.


Uckfield Bus Station is also close to the venue and is served by Brighton & Hove routes 29, 29A and 29X from Brighton, Lewes and Tunbridge Wells, along with Stagecoach route 54 from Eastbourne and Compass Travel routes 31 and 31A from Haywards Heath (Saturday only).

Alex Jackson couplings D

Chris Ellis: Saturday 13:30-17:00

Chris has been a member of the Kent Area Group of the Scalefour Society since 1997 and for the last 15 years has been making inroads into his wagon kit collection. After many years dithering over the right coupling to use, particularly for freight stock, he finally settled a couple of years ago on the AJ. Since then he has either built, or adapted previously kit built or proprietary, around 90 wagons to P4.

He will be happy to pass on his experiences along this path and to encourage anyone who may need some advice.



Some of Chris's collection of wagons fitted with AJs.

Building P4 pointwork (inc. ply & rivet) D

Bob Cummings: Saturday 10:00-13:30

Bob will be demonstrating the whole process of making a B7 left-hand point, starting from a printed P4 track template all the way through to the finished finescale item. He will be happy to talk about the variety of different approaches that can be used to make pointwork.

In addition, Bob will be explaining, and demonstrating, how one can lay out hand-drawn bespoke points when involved in layout planning.

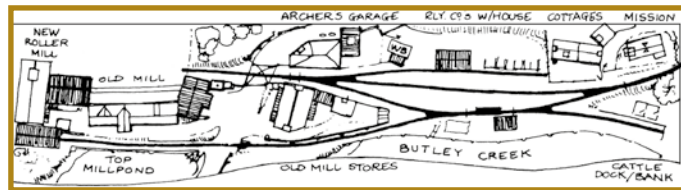
He will be happy to talk about any issues you may have met when making pointwork for your own layout.

Butley Mills L

Andy Vincent

Iain Rice often wrote about his childhood bike rides in Suffolk and chancing upon a level crossing of a rural rail line. These memories inspired a series of layouts, often built with Bob Barlow, based around the fictional East Suffolk Light Railway. The *Butley Mills* layout first appeared nearly 40 years ago, being almost entirely built by Iain, and is a manifestation of those childhood experiences; a few buildings clustered around a level crossing, with the peace being interrupted by the arrival of an occasional train. The centrepiece of *Butley Mills* is the eponymous mill building and its wonderfully incongruous extension crafted in asbestos and corrugated iron. Whilst never a cameo layout (it was originally around 8' long and lacked both backscene and lighting), some of Iain's thinking in terms of detailed scenes within the wider setting, are evident.

After changes of ownership and periods in storage, *Butley Mills* is now being renovated, having been converted to EM. Servo-controlled points, DCC, lighting and backscene have been added, and new EM stock assembled.

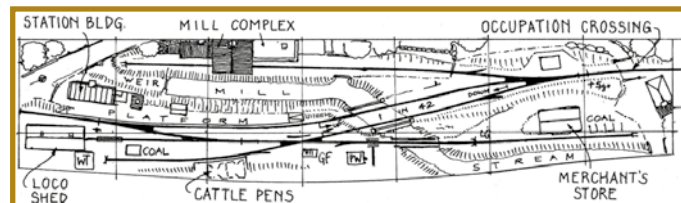


Cade's Green L

North Norfolk Area Group

Cade's Green, or *Debenham*, *Cade's Green* to give it its full title, was the last layout built by Iain Rice and was never intended for exhibition. In 2010 Iain was persuaded by Chris Challis to bring it along to **Scalefour Southwest** but that, so far, has been its only exhibition appearance, although it did appear at the Scalefour Society's AGM in 2013. It was built as yet another part of Iain's mythical East Suffolk Light Railway and represents a former Great Eastern branch line terminus in mid-50s British Railways days. From this it can be surmised that, in Iain's imagination, the Great Eastern took over the somewhat impecunious East Suffolk Light. A group of Iain's friends got together to preserve Iain's modelling legacy and were happy to take on the task of renovating the layout and to complete the extension that Iain started. The layout, as mentioned, represents a fictitious BR(ER) branch line terminus set in the mid to late 50s and was built to P4 standards. See the full description on **page 10** for further details.

One of the lineside buildings on the layout. Tim Horn.



Track plan of the layout, before the recent extension was added.

Converting RTR locos to P4 (Steam & Diesel) D

Mike Ainsworth: Saturday 10:00-13:30, Sunday 13:30-17:00

Mike was one half of the team that mass-produced "P4ed" Jinties, Panniers and Class 24s for sale at Scaleforum a few years ago. So he has form when it comes to RTR conversions as well as plenty of experience of other ways of producing the loco you want.



Electric, steam and diesel conversions to P4. No traction prejudices here...

All the (remarkably few) essentials for a simple P4 conversion: just a RTR loco and a set of replacement wheels.



Converting RTR rolling stock to P4 D

Jeremy Good: Saturday 13:30-17:00

Jeremy will look at some of the more recently introduced RTR wagons and NPC products to show how easy it is to convert some of this high fidelity stock to P4 standards.




Faringdon L

Rex Davidson

Built by the well-known model maker and author, Stephen Williams, the layout is a scale model of the former GWR branch station at Faringdon in Oxfordshire, during the period between 1947 and 1955, and is entirely hand-built in 4mm/ft scale 18.83mm gauge to P4 standards. As was typical of minor routes at this time, the buildings retain the colours of the former GWR, but most of the engines and stock carry the liveries of British Railways. By 1945 the service was little more than a shuttle service to the junction at Uffington and this ceased at the end of 1951. Some artistic licence has therefore been used in both the time frame and in a more varied range of typical branch line trains than would have been seen at the time.

The construction of the layout adopted entirely conventional approaches. The trackwork is all hand-made using the "ply and rivet method" with cosmetic chairs; the buildings are made from card and painted with water colours, following Pendon practice; and the scenery shows the influence of Pendon and Barry Norman's work. Locomotives and rolling stock include some converted items of RTR models, but most originate in good quality kits.

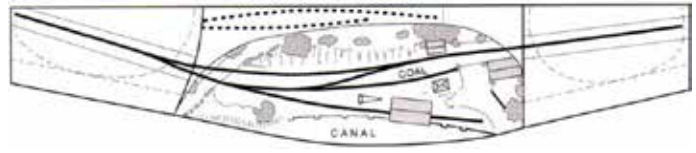
The layout has featured in *Model Railway Journal* Nos. 77, 240, 270, 273, 275, 280 and 289; *British Railway Modelling*, June 2018; and in the book *Great Western Branch Line Modelling Part 3* (Wild Swan Publications) by Stephen Williams. It has won several best in show awards, including the prestigious Ken York Trophy at **Scaleforum** in 2007 and 2022. The layout was extended in 2018 to represent the street scene beyond the gates of the station, but which was omitted from the original layout. A 15-minute film of the layout is also available on YouTube at <https://www.youtube.com/watch?v=Kubu4IskMTQ>.



Hepton Wharf L

South Hants Model Railway Club

The layout is an L & Y branch built by a team of modellers led by Iain Rice including Don Leeper, mostly over the weekend of **Scaleforum** 1993. It was in response to a challenge to build a working P4 layout in very short order and demonstrate that the move to P4 need not be a demanding one. The challenge was met and the first train ran after fourteen hours. After that the layout was refined, gained a small halt and a fiddle yard at its other extremity — on the assumption the line extends a short distance up the valley to tap the mining minerals. *Hepton Wharf* can be considered one of the first "Cameo" layouts to be built and features in Iain's *Cameo Layouts* book. It was exhibited up until **Scaleforum** 2009 and after that stored on a shelf in Don's workshop, whilst work commenced on *Longwood Edge*.



Introducing British Finescale P4 turnout kits D

Jeremy Good: Sunday 10:00-13:30

Jeremy will be demonstrating how to build the new British Finescale P4 Turnout Kits and show how these new products can be used to help newcomers to P4 to build layouts, or to help speed up the construction of a layout, to P4 standards.

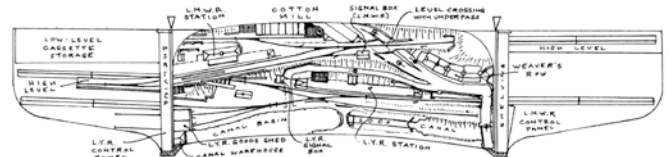


Longwood Edge L

South Hants Model Railway Club

This model, as yet uncompleted, was designed and built by Iain Rice for and with Don Leeper. Sadly, neither Iain or Don are still alive and we are indebted to Pauline Leeper for allowing us to become custodians of the layout on condition that we finish and exhibit it.

The layout was built to see how the integrated cameo format worked on a larger footprint, in this case for a unitary scenic model 2m long x 0.75m wide, with inbuilt backdrop and presentation/display. It is moveable as a single unit, weighing about 35 kg, for a 2-man lift. It also features fiddleyards which, rather than being concealed "offstage", are intended to be on view when exhibited. They are separated from the modelled scene by the "staged" presentation, with the fiddleyards set back from the frontage of the main layout display. The design uses a base structure in extruded polystyrene foam sheet and has all electrical/mechanical services accessible from the rear of the layout or by lift-out sections of scenery and structures.



Moving to P4 – Starting your route into 4mm finescale D

James Walters: Saturday 10:00-13:30, Sunday 13:30-17:00

James will be describing his route into finescale modelling, and give an insight into some of the pitfalls and opportunities which exist when modelling to P4 standards.

He would welcome your questions, and will

have examples of such things as track, locomotives, and rolling stock, on-hand to view to illustrate the details.

You can see some of his progress at his YouTube channel, [@BexhillWest](#).



Scalefour Society and Display S

The Society Stand will be present throughout the show so please do stop for a chat about Society matters. We will be pleased to deal with any queries that you may have, suggestions about what the Society does and feedback on the show, and will include a display of current activities.

If you are not a member of the Society, the Team will be able to give you more information on what the Society is about and the benefits of membership. Our **Membership Secretary**, Steve Carter, will be on hand if you are inspired by the show to join the Society.

Soldering for beginners D

Roger Sawyer

So many people are under the impression that soldering is difficult, and it is sometimes referred to as "The Black Art". Nothing is further from the truth and Roger aims to explain the basics and to get participants soldering almost immediately. Taking part you will go away with a small, soldered joint which you will have done on your own. Practice these basic instructions and you will soon be a competent solderer.

Youngsters, both boys and girls, are particularly welcome, indeed encouraged, to try their hand at this much feared art. Any modeller or prospective modeller will be at a disadvantage if they are unable to make a soldered joint.



Stock for Tregarrick D

As part of the Iain Rice Extravaganza there will be a display of some of Iain's other models and artifacts which are now in the care of a group of friends. These

will include some original artwork, track plans, photo albums and some of the stock from the ground breaking Tregarrick and the North Cornwall Minerals layouts of the 1970s and early 1980s.

Suspensions (Locos & Wagons) D

Ben Mason: Saturday 13:30-17:00

Ben will be concentrating on the building of locos and rolling stock, paying particular attention to sprung underframes. He will have both finished models, and work in progress, concentrating in particular on the SE&CR. Items will include 3D-printed stock with etched underframes and details.



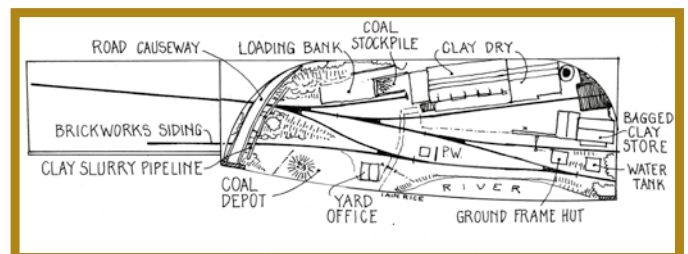
Trerice L

East Somerset Modellers

Trerice is a Cameo model built by the late Iain Rice who sadly passed away in October 2022. This layout and other elements of Iain's modelling have survived through the good offices of the Rice family and a small group of his close friends who feel the historical importance that was Iain's contribution to the hobby and more particularly that the fine-scale branch of it should be preserved, for others to enjoy.

The layout *Trerice* is in fact the second incarnation; the first was based on a real location, a track plan for which appeared in Iain's *Fine Scale Trackwork* published in 1991. *Trerice MkII* is a tad more fictitious and to quote Iain's own words "The new Trerice can thus be found snuggled below the edge of Bodmin Moor deep in the Parish of Ponteglos.....". Your imagination must take over from here.

During Covid Iain said he would like to visit a few shows in the north after the pandemic, alas, sadly that was not to be, but we're here on his behalf. Please enjoy the quality of his modelling. Those of us present at the show will try and answer any questions you may have about the layout's construction and/or the stock running on it. A full "words and music" description on this little cameo appeared in *Model Railway Journal* in 2012, Issue 213, page 43.



Wagon Suspensions and detailing D

Roger Barron: Sunday 10:00-13:30

Roger will be demonstrating various approaches for wagon suspension using both kit-built and scratchbuilt examples as well as examples of wagon detailing. This covers various springing methods and compensation that can be used in 4mm scale.



Weathering (Buildings and Rolling Stock) D

Robin Marsh: Sunday 10:00-13:30

Robin will be explaining the techniques and materials he uses at home for weathering, but will not actually be using his airbrush at the show. He will be happy explaining how he achieved his results, and what he learned along the way.



The Other Attractions

Whilst visiting **Scalefour Southeast** there is of course the rest of the show to visit as well, and with 20 layouts in total — featuring 13 different scale/gauge combinations — here is a brief summary of the other layouts you will find.

2mm

Moretonhampstead — 1930s GWR by Peter Warren

3mm

Foxbury — GWR branch terminus by Bob Brown

1:160

Banbury — Present day through station by Ian Lampkin

3.5mm

Cessy-en-Bois — French SNCF freight yard by Oly Turner & Chris Matthews

Kamiack Falls — USA 1970s Burlington Northern branch line by Antony Quinlan

4mm

Shwt — Mid 1960's freight scene by the TLF Group
Ewe — BR East Anglian inspired byway by Rob Gunstone
Ettington Verso — Small station by Uckfield College MRC
Rodmell Green — NG cement works by Allen Etheridge

1:64

Arcadia — Light railway terminus by Richard Barton

7mm

Northport Quay — Irish Broad Gauge by David Holman
Wenford Dries — 1983 Cornish line by Pete Matcham
Bedlam Brewery — NG industrial scene by Andrew Dancy
Tony's Forest — NG forestry line by Robin Edwards

Trade Support

C&L FINESCALE TRACK BUILDING SYSTEMS

125 Reaver House, 12 East Street, Epsom, Surrey KT17 1HX
www.clfinescale.org.uk 01372 458604
Trackwork components & 7mm rolling stock

COMPASS MODEL RAILWAYS

Compass House, High Street, Rotherfield, East Sussex TN6 3LH
www.compass-house.co.uk 01892 852968
4mm 00 ready-to-run from the local model shop

DART CASTINGS/MONTY'S MODELS/MJT

17 Hurst Close, Staplehurst, Tonbridge, Kent TN12 0BX
www.dartcastings.co.uk 01580 892917
White metal figures and rolling stock accessories

DINGO SERVO MOUNTS

103B Liberty Lane, Addlestone, Surrey KT15 1NW
www.dingoservo.co.uk 07754 901324
Servo mounts and control systems

GOLDEN ARROW PRODUCTIONS

392 Harold Road, Hastings, East Sussex TN35 5HG
www.goldenarrow.me.uk 01424 445334
4mm scale kits and lining instruments

GREEN SCENE

100 London Road, Bognor Regis, West Sussex PO21 1DD
www.green-scenes.co.uk 01243 842424
Scenic modelling accessories

MATTHEW COUSINS GRA

01444 831474
Railway artist

MONK'S GATE MODELS

www.monksgate.co.uk 07745 606592
4mm & 7mm building and scenic accessories

NUCAST PARTNERS

Glenn House, Hartfield Road, Forest Row, East Sussex RH18 5DZ
daveellis05@gmail.com 01342 822270
Locomotive kits

PLUS DAUGHTERS

Unit 8, Britannia Court, Basildon, Essex SS13 1EU
www.plusdaughters.co.uk 01268 726211
British, Continental & American N ready-to-run

ROGER JONES

01903 248800
Second-hand ready-to-run

RAIL-BOOKS

The Old Cinema, Fishmarket Road, Rye, East Sussex TN31 7LP
www.rail-books.co.uk 020 864 87328
All the latest railway and modelling publications

ROXEY MOULDINGS

58 Dudley Road, Walton-on-Thames, Surrey KT12 2JU
www.roxeymouldings.co.uk 01932 245439
Kits, materials and tools

SCALEFOUR STORES

120 Hayhurst Avenue, Middlewich, Cheshire CW10 0BD
www.scalefour.org/stores/stores.html 01606 835708
Supplies for the discerning modeller

SEVERN MODELS

P.O. Box 785, Broseley, Shropshire TF7 9FT
www.severnmodels.com
Finescale etched brass model kits

SQUIRES MODEL & CRAFT TOOLS

100 London Road, Bognor Regis, West Sussex PO21 1DD
www.squirestools.com 01243 842424
Tools and raw materials for the modeller

SOUTH EASTERN FINECAST/STEPHENSON CARRIAGES

100 London Road, Bognor Regis, West Sussex PO21 1DD
www.sefinecast.co.uk 01243 842424
4mm locomotive and coach kits

THE WAGON YARD

The Old Observer Building, Telford Road, St. Leonards-on-Sea, East Sussex TN38 9LY
www.thewagonyard.co.uk 01424 400281
Limited edition wagons in 00 and N

W.M. COLLECTABLES

www.wmcollectables.co.uk 01444 413723
Second-hand kits and ready-to-run